REVISIONS			
REV	DESCRIPTION	DATE	APPROVED
1	BETA RELEASE	07/03/14	Selva
2	Design Modification	30/10/2014	Selva

STACK INFORMATION

STACK INFORMATION				IMPEDANCE DETAILS			
LAYER	TYPE	THICKNESS (MILS)					
		TOP SIDE SOLDERMASK	0.50 MILS	SINGLE ENDED	OHM		
L1	TOP	COPPER+PLATING	1.78 MILS	47.2 MIL 50 OHM	+/-10%		
		CORE	35 MILS				
L2	BOTTOM	COPPER+PLATING	1.78 MILS				
		BOTTOM SIDE SOLDERMASK	0.50 MILS				
		TOTAL	39.56 MILS	BOARD THICKNESS: 39.56 MILS +/-10% ,MATERIAL FR4			
			1.00 MM				

NOTES:(UNLESS OTHERWISE SPECIFIED)

1. RoHS COMPLIANT CERTIFICATION OR MATERIAL DECLARATION REQUIRED
2. MATERIAL:
   A. FR4. MATERIAL MUST CONFORM TO UL94V-0.
   B. USE HTE COPPER, AS SPECIFIED IN THE CROSS SECTION DIAGRAM
3. DRILLING:
   A. DIAMETERS IN DRILL TABLE ARE FINISHED HOLE SIZES +/-.003 tol. UNLESS OTHERWISE SPECIFIED IN DRILL TABLE.
   B. TEARDROP ALLOWED ON ENTRY OF VIA ON EVERY TRACE LAYER.
4. PLATING:
   COPPER PLATING IN THRU-HOLES .001 min.
5. MARKING:
   A. SILKSCREEN IN WHITE NON-CONDUCTIVE EPOXY INK ON PRIMARY SIDE OF THE BOARD OR BOTH SIDES IF APPLICABLE.
   B. FABRICATOR TO PLACE DATE CODE AND LOGO ON SECONDARY SIDE IN ETCH (PREFERRED) OR SILKSCREEN.
6. FINAL FABRICATION:
   A. SOLDERMASK PRIMARY AND SECONDARY SIDE OF BOARD USING LIQUID PHOTOIMAGABLE MASK MATERIAL OVER BARE COPPER. PER IPC-SM-840. MASK ARTWORKS PROVIDED ARE 1:1. SOLDERMASK COLOR **BLACK**
   B. CLIP SILKSCREEN ON NO MASK AREA
7. FINISH: IMMERSION GOLD
8. BOARDS SHALL BE PURCHASED FROM UL RECOGNIZED VENDORS ONLY AND SHALL BE MARKED IN COPPER ON SECONDARY SIDE OF BOARD WITH VENDORS UL IDENT. FLAMABILITY RATING (94-V0), DATE CODE (WWYY), AND RoHS COMPILANT SYMBOL.
9. MANUFACTURE BOARD TO BE IN ACCORDANCE WITH PERFORMANCE STANDARD IPC-6011/6012 CLASS 2 BOARD TO BE INSPECTED PER IPC-600-A CLASS 2.
10. MAXIMUM WRAP OR TWIST SHALL NOT EXCEED .010 in/in.
11. BOARD DIMENSIONS ARE IN INCHES [MM]
12. REMOVE UNUSED PADS IN ALL INNER LAYERS
13. TESTING:
   A. FABRICATOR TO ADD TEST STRUCTURES OR CUPONS AS NEEDED.
   B. T-LINE IMPEDENCE TO BE TESTED OR GUARANTEE WITHIN 10% IF SPECIFIED IN THE CROSS SECTION. TOLERANCE TO BE +/-10% UNLESS OTHERWISE SPECIFIED.

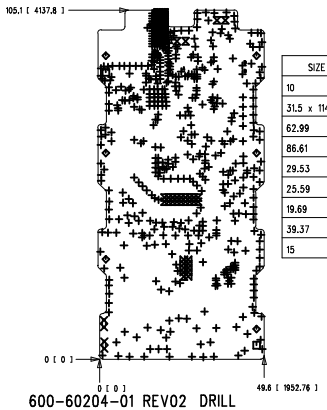

600-60204-01 REV02 DRILL

SIZE	QTY	SYM	PLATED	TOL
10	482	+	YES	+/-3
31.5 x 114.17	2	X	YES	+/-3
62.99	2	⊡	NO	+/-2
86.61	6	◇	NO	+/-2
29.53	23	⧖	YES	+/-3
25.59	9	⋈	YES	+/-3
19.69	1	⊣	NO	+/-2
39.37	2	⊣	YES	+/-3
15	90	⊣	YES	+/-3

UNLESS OTHERWISE SPECIFIED	SIGNATURES		DATE
DIMENSIONS ARE IN INCHES	DRAWN		
TOLERANCES ON; ANGLES +/- 2 °	CHECKED	SELVTMP4	30/10/2014
2 PL DECIMALS +/- .010	ENGRG	SELVTMP4	30/10/2014
3 PL DECIMALS +/- .005	ISSUED		
THIRD ANGLE PROJECTIONS			

CYPRESS PROPIETARY
THIS DOUCUMENT CONTAINS CONFIDENTAL, PROPRIETARY INFORMATION THAT IS CYPRESS SEMICONDUCTOR PROPERTY. DO NOT DISCLOSE TO OR DUPLICATE FOR OTHERS EXCEPT AS AUTHRIZED BY CYPRESS.

CYPRESS PERFORM

FABRICATION DRAWING

CY5672 PROC BLE REMOTE CONTROL RDK

SIZE	FSCM NO	DWG NO	REV
C		610-60242-01	02

SCALE: 1/1 SHEET: 1 OF 2

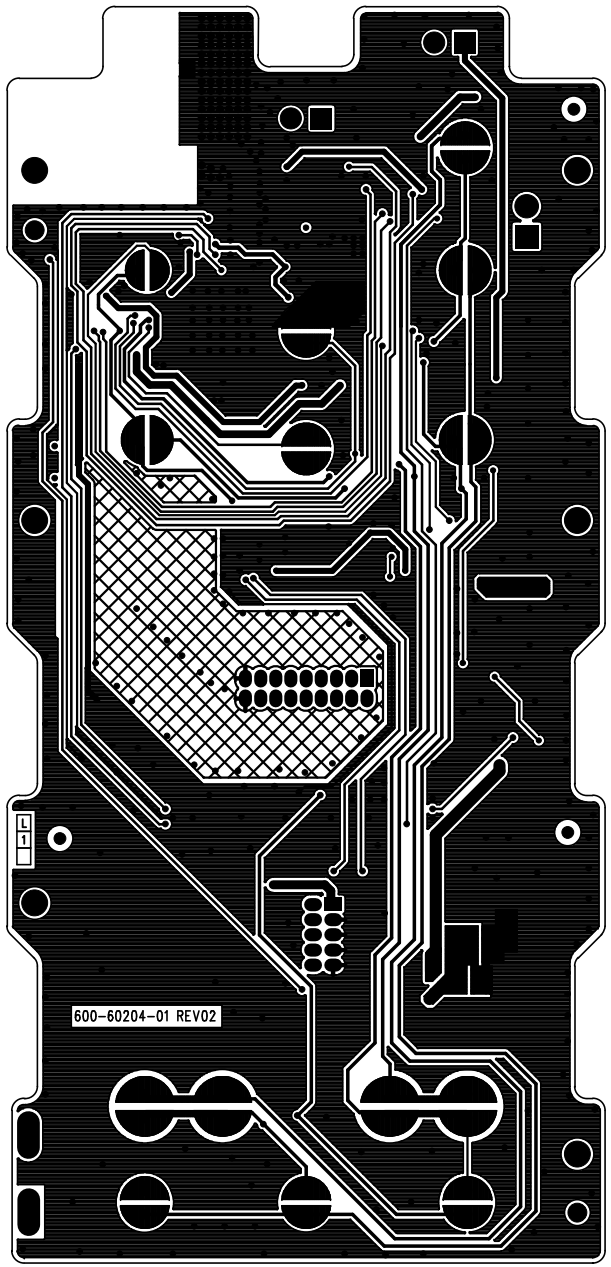

600-60204-01 REV02 PRIMARY SIDE

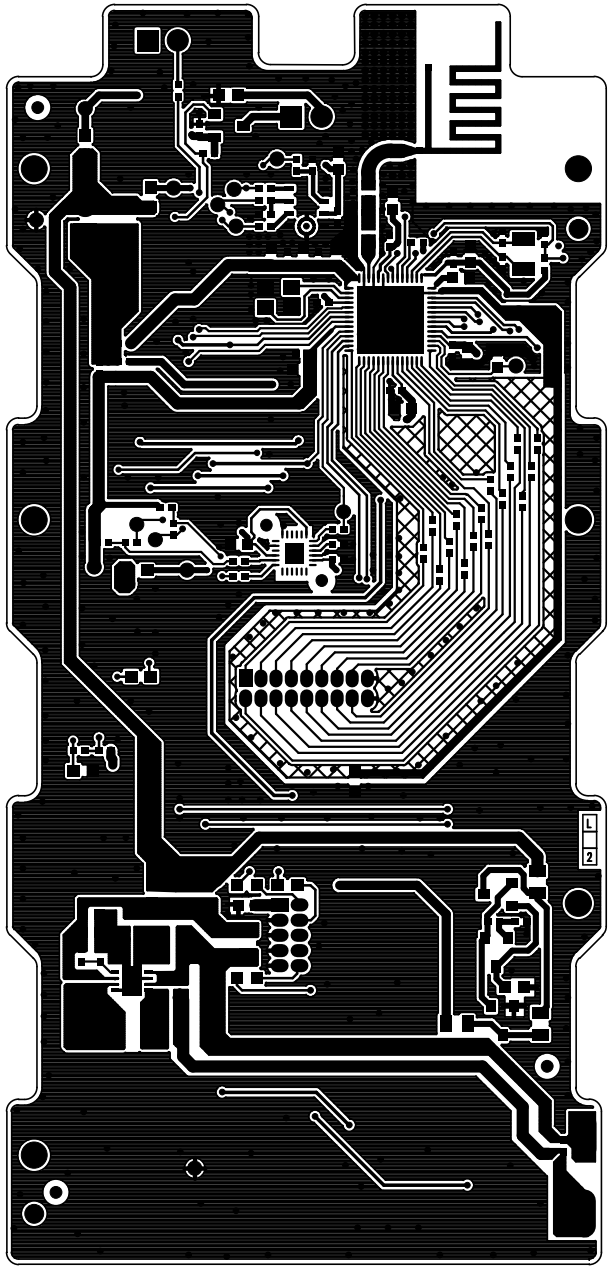

SECONDARY SIDE 600-60204-01 REV02

CY5672_Main_Board_20141 - Fri Mar 27 21:08:00 2015

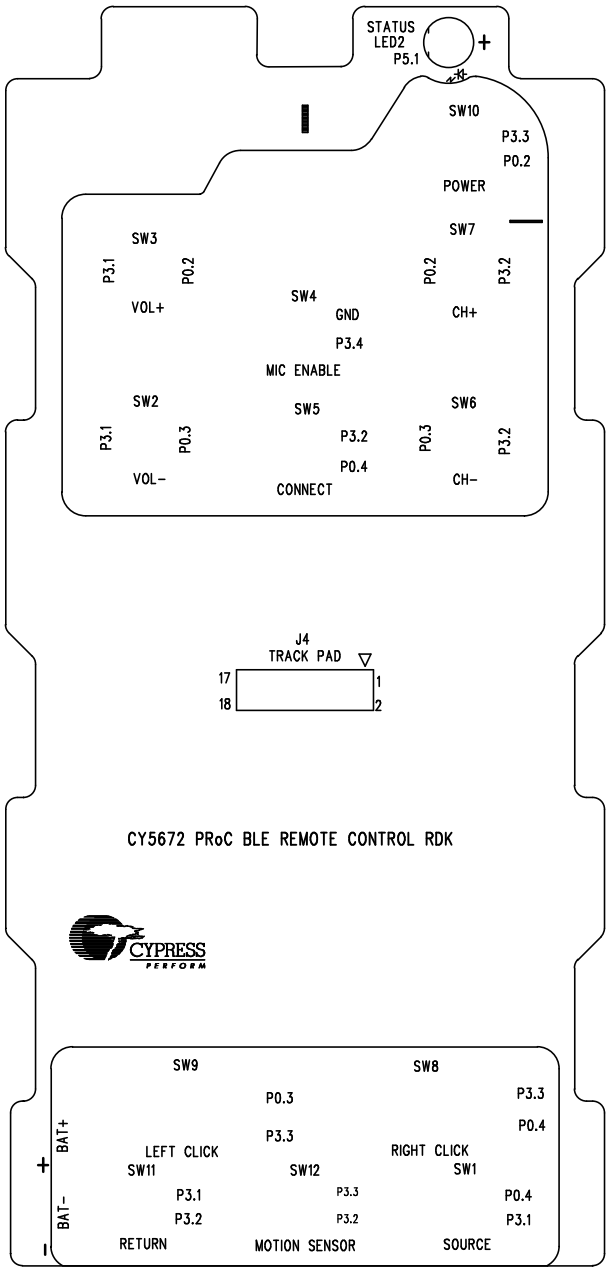

600-60204-01 REV02 PRIMARY SILKSCREEN

CY5672_Main_Board_20141 - Fri Mar 27 21:00:11 2015

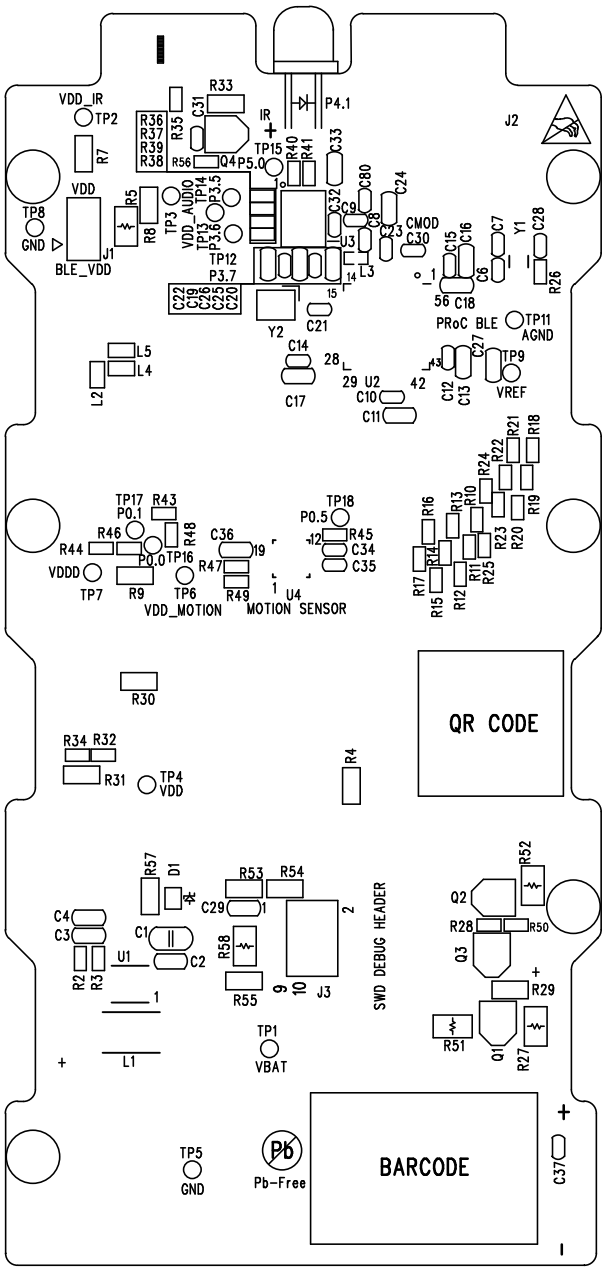

SECONDARY SILKSCREEN 001-60204-02 REV02

CY5672_Main_Board_20141 - Fri Mar 27 21:06:05 2015